

**seppi m<sup>®</sup>**

MULCHING EQUIPMENT SPECIALISTS

MIDIFORST drago  
B20

# Discharge mulchers for collection into trailers



„Mulchers are a long-term investment.

It is important to us that you remain satisfied with your mulcher.“

SEPPI M. SpA

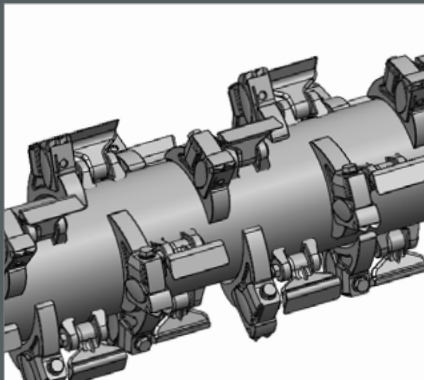
### Our commitment

- > Founded in 1939, we have been manufacturing mulchers since 1971
- > Regardless of the manufacturer or brand, we only choose materials and products that meet our rigorous quality criteria
- > Continuous research and development
- > High quality and optimal service

### Your advantages


- > Reliable equipment as the result of years of experience in the sector
- > High quality materials to take on the harshest work conditions and guarantee maximum durability
- > Advanced technology for an investment for the future
- > Consulting and after sales service: You can rely on us!

### Rotors and tools



#### **MIDIFORST drago: Combined Flail and Hammer Rotor**

The helical arranged tools ensure optimum force distribution and the combination of flails and fixed hammers produces a particularly homogeneous result. While the rotating flails feed the material into the chassis, the fixed carbide hammers powerfully mulches the wood. Tempered counter cutters provide a perfect result when mulching.



#### **B20: High Density CUT CONTROL Rotor**

Thanks to its design and wear-resistant profiles, the „High-Density CUT CONTROL“ rotor is extremely robust and resistant. Windrows and prunings are picked up and fed inwards, where they are shredded and mulched by the „High-Density CUT CONTROL“ rotor between the carbide tools and the counter cutters.



## Handling Prunings: Biomass mulchers with discharge chute

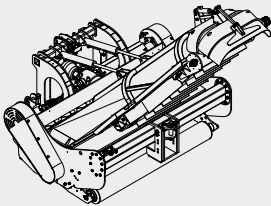
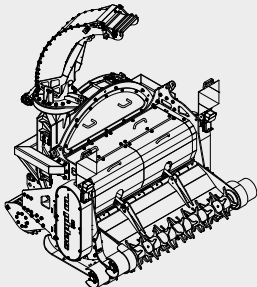
Certain crops produce very large quantities of pruning.

SEPPI M. has developed models for these environments and offers specialized solutions for efficiently mulching the material and harvesting it for further use.

The mulchers pulled by the tractor pick up the material and reliably shred it inside. The material is then ejected into the trailer provided. The machines below fulfill different requirements as described in detail on the following pages.

Find your discharge mulcher for collection into trailers here.



WORKING WIDTH	MODEL · WEIGHT · TRACTOR HP NOMINAL	WOOD max. Ø
200 cm [79 inch]	 <b>MIDIFORST drago</b> 2.220 kg [4,900 lbs] 100 - 190 HP	15 cm [6 inch]
150 cm [59 inch]	 <b>B20</b> 3.100 kg [6,800 lbs] 130 - 200 HP	20 cm [8 inch]

<sup>1</sup> standard equipment without options



# MIDIFORST drago

 100-190 HP      max. 15 cm Ø

## Forestry mulcher with the system for collecting shredded material

The **MIDIFORST drago** collects wood up to 15 cm [6"] from the ground for further use. It also collects other materials such as grass, leaves and biodegradable waste to be mulched.

The mulched material is taken by a conveyor belt up the chute which can be collected and carted away in a trailer, leaving the soil clear of material.

Thanks to this system, the soil remains free of shredded material and biodegradable material is created for composting and further use.

## Standard version and characteristics

- > Mulches wood up to 15 cm [6"] Ø
- > Working speed 0-5 km/h
- > ISO 3-point rear linkage cat. 2
- > 1000 rpm gearbox with freewheel
- > Dual side belt transmission
- > Wear resistant aerodynamic chute, hydraulically adjustable with rubber conveyor belt
- > Hydraulically adjustable chute deflector
- > Adjustable rear hood with variable rakes
- > Support roller
- > Front protection with chains
- > Helical rotor with combination of SMW flails and fixed CARBIDE hammers MINI DUO
- > 4 rows of tempered COUNTER CUTTERS

### Required hydraulic fittings

3 double acting

Additional 1 in case of trailer



 [www.youtube.com/seppimulcher](https://www.youtube.com/seppimulcher)

## Specifications - MIDIFORST drago

Working width	cm [inch]	200 [79]
Overall width	cm [inch]	233 [92]
Depth	cm [inch]	140 [55]
Height	cm [inch]	200 [79]
Weight (base value)	kg [lb]	2.220 [4,900]
Belts	qty	2 x 5
Flails + Hammers	qty	29 + 32
Nominal tractor power	HP	100-190

## Tools

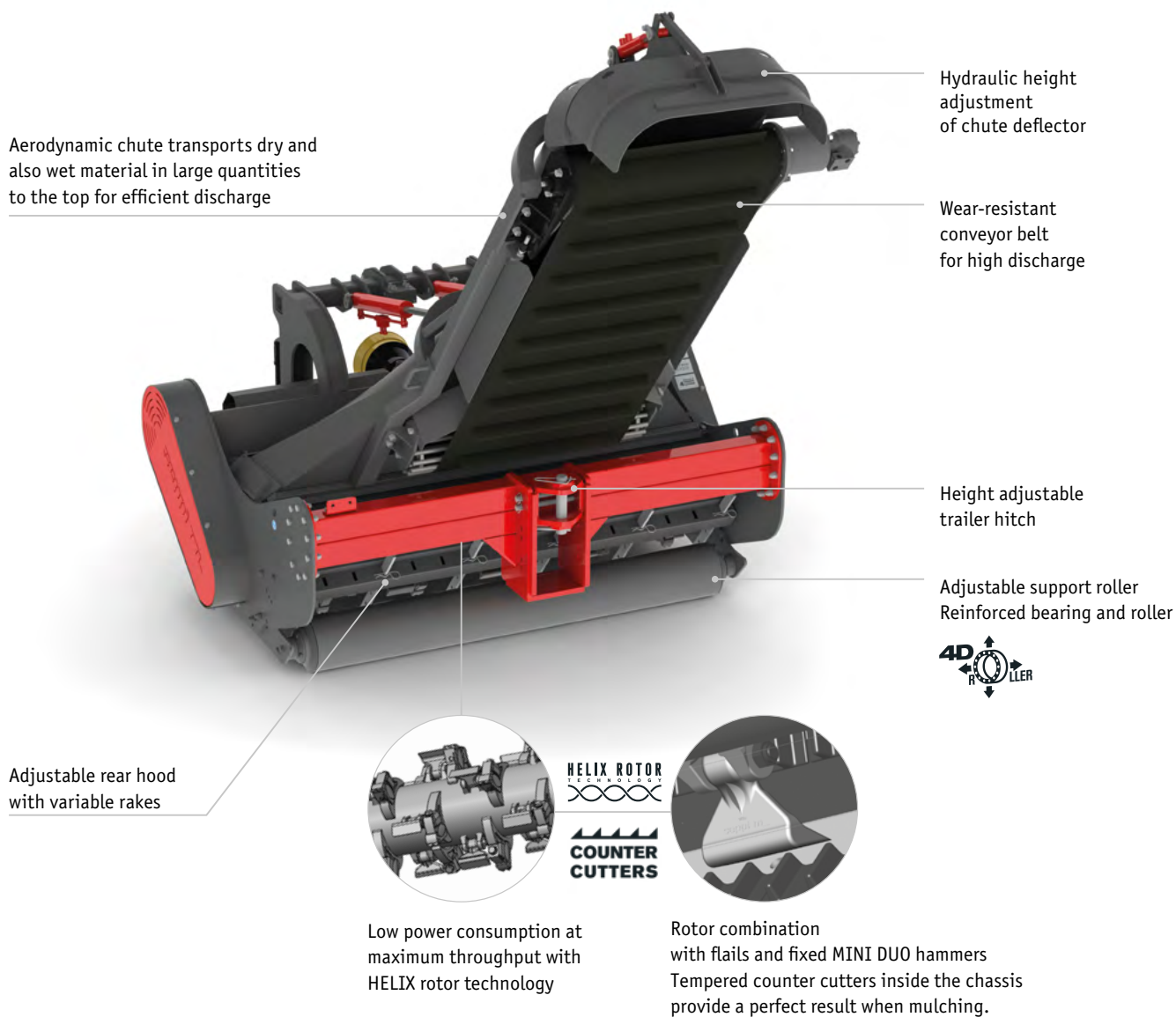


flail  
SMO



fixed hammer  
MINI DUO

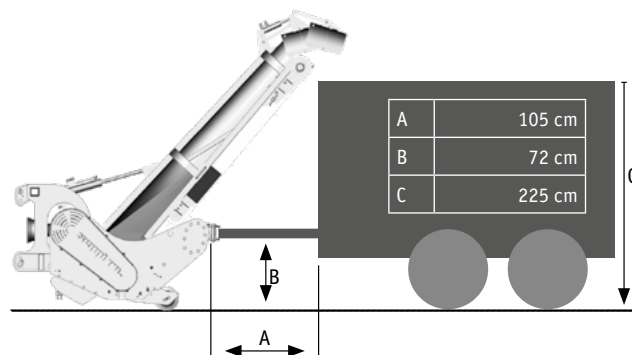
## MIDIFORST drago · Features



Machine delivered without trailer. When using a trailer, make sure it matches the recommended dimensions.

**Trailer**

Category:	2
Vertical load:	max. 2.000 daN [8,900 lbf]
Trailed mass:	max. 14 tons [30k lbs]



# B 20

130-200 HP max. 20 cm Ø

## Pick-up-Mulcher with disc chipper and ejecting chute

Combined technology for a particularly fine mulching result.

The two hydraulic pick-up rotors of the B20 pick up prunings and windrows, while the upper rotor moves up and down in a floating motion - the material is thus optimally fed and transported inwards.

The specially designed High Density CUT CONTROL rotor with its fixed hammers ensures a good mulching result even before the material passes through a second shredding process in the powerful disc shredder. The resulting biomass is discharged via the chute into the tractor trailer provided.

The use of this machine is so efficient that an area of one hectare can be completely cleared of material in just a few hours. The finely ground material is used either as humus or as biomass for combustion plants.

## Standard version and characteristics

> Mulches brush & wood up to 20 cm [8"] Ø

> Working speed 0-2 km/h

> ISO 3-point rear linkage cat. 3, push drive  
(Reverse drive system recommend)

> 750 rpm gearbox

> Dual side belt transmission

> Two hydraulic pick-up rotors

> Disk chipper with exchangeable wear plates  
and blades made of wear resistant steel

> Wear resistant expulsion chute,  
hydraulically tiltable and rotatable

> Hydraulically adjustable chute deflector

> Support roller

> High-density CUT CONTROL Rotor  
tungsten carbide hammers MINI DUO  
Tempered COUNTER CUTTERS

> Chevrons with rear lamps

Required hydraulic fittings

5 double acting

1 extra return



YouTube [www.youtube.com/seppimulcher](http://www.youtube.com/seppimulcher)

## Specifications • B20

Working width	cm [inch]	150 [59]
Overall width	cm [inch]	200 [79]
Depth	cm [inch]	192 [76]
Height	cm [inch]	230 [91]
Weight (base value)	kg [lb]	3.100 [6,839]
Belts	qty	2 x 5
Flails	qty	28
Nominal tractor power	HP	130-200

## Tools



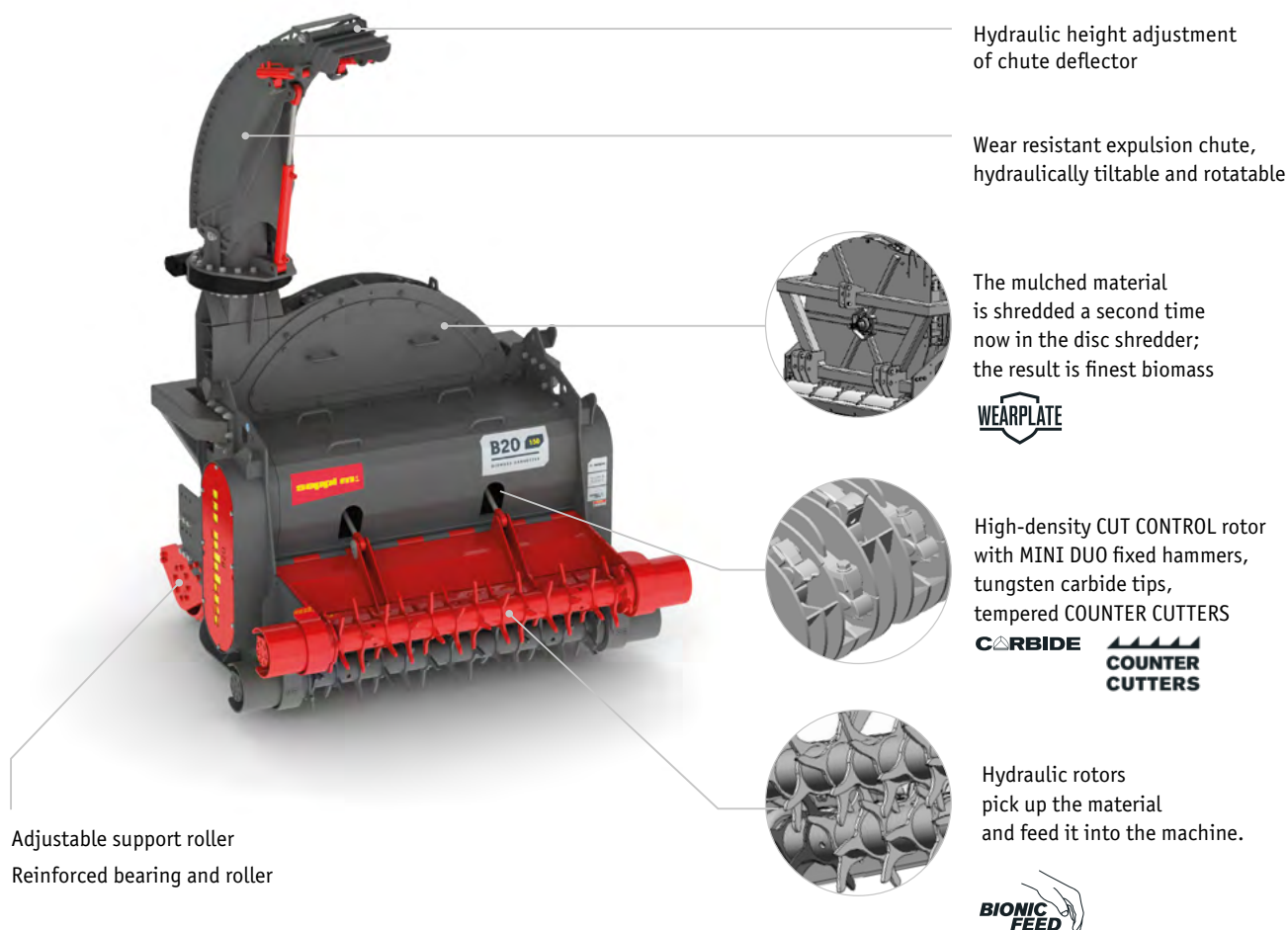
fixed hammers  
MINI DUO

## B20 · Features

Strong and robust chassis made of high tensile and wear-resistant steel with replaceable wear plates.

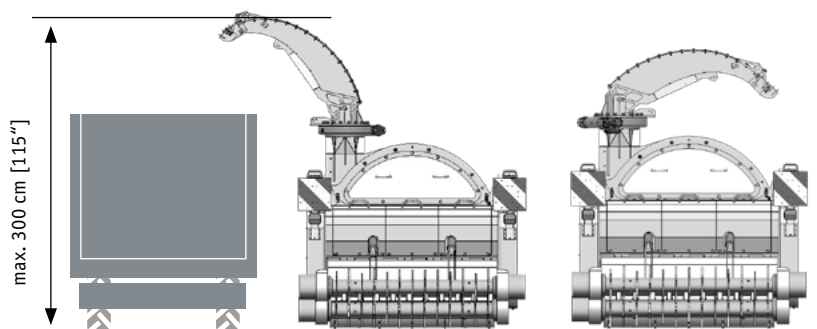
AR400

**4-in-1:** Collection → Mulching → Shredding → Discharging











Machine delivered without trailer.

\* recommended height







f y i /seppimulcher

www.seppi.com

**SEPPI M. SpA Italy**  
Via Trento, 111  
I-38017 Mezzolombardo (TN)  
T. +39 0461 178 75 00

**SEPPI M. USA**  
Division of SEPPI M. SpA  
West Chester, OH 45011  
T. +1 513 443 6339



712.01.114 | 2024-06-DRAGO-EN