

seppi m[®]

MULCHING EQUIPMENT SPECIALISTS

Forestry Mulchers
PTO

PTO Forestry Mulchers







SEPPi M. Forestry Mulchers

SEPPi M. offers a wide selection of different models and has the right machine for your tractor and needs.

The SEPPi M. pto driven forestry mulchers are as varied as their applications:

- > Right of Way clearing and maintenance
- > Cleaning of forests after timber felling and harvest
- > Maintenance of woodland and forests
- > Building fire breaks
- > Farm and ranch maintenance
- > Clearing of invasive species
- > and many other land clearing and forestry operations

“Mulchers are a long-term investment.
It is important to us that you remain satisfied with your mulcher.”

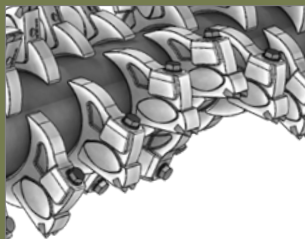
SEPPI M. SpA

Our Commitment

- > Founded in 1939, we have specialized in manufacturing mulchers since 1971
- > Regardless of the manufacturer or brand, we only choose materials and products that meet our rigorous quality criteria
- > Continuous research and development
- > High quality and optimal service

Your Advantages

- > Reliable equipment as the result of years of experience in the sector
- > High quality materials to take on the harshest work conditions and guarantee maximum durability
- > Advanced technology for an investment for the future
- > Consulting and after sales service: You can rely on us!



CARBIDE

HELIX ROTOR

COUNTER CUTTERS

V-LOCK



PATENTED

Rotors and Hammers

Wear resistant rotor made of tempered steel with fixed hammers for mulching wood and tilling stumps.

Hammers with inserts of tungsten carbide are extremely hard and resistant. Due to the special composition of the tungsten **CARBIDE** and according to experience, the hammers ensure life of up to 5 times longer than using conventional tools.

Our mulchers equipped with **HELIX Rotor** technology are characterized by extremely fluid and silent operation, thus ensuring utmost efficiency and a significant reduction in noise, and, finally, an excellent work result.

The real shredding job in a mulcher is done by the **COUNTER CUTTERS**. They are made of hot-forged steel and are designed to ensure an excellent shredding performance in terms of producing the finest material. Depending on the model there are more or fewer rows in the chassis and sometimes even under the hood.

Counter cutters are optimizing the power demand and working life of the machine.

The SEPPI M. **PATENTED** system of tool holders protect the hammers and allow an easy replacement for a minimum downtime.

Whether standard hammers or **V-LOCK** - they perfectly fit!



MINI
DUO



MINI
BLADE



MONO
TIP
V-LOCK

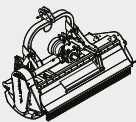




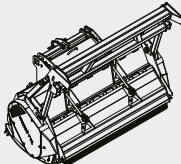



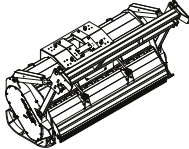



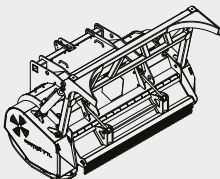





SUPER
MONO TIP
PROTECT

Sustainable Forest Management with SEPPi Mulching Machines

PTO driven mulchers for tractors from 60 to 500 HP for forestry mulching.

Powerful Rotors and tungsten carbide hammers combined with tempered counter cutters ensure perfect mulching results. The chassis of the robust forestry machines are made of wear resistant steel. The optional guard frame supports felling operations and protects the tractor.

WORKING WIDTH								MODEL • POWER ¹ • WEIGHT ²		GRASS	BRANCHES	WOOD	STUMP
125	150	175	200	225	250	350							
●	●	●	●					 MINIFORST 60-100 HP 770-1.100 kg [1,700-2,400 lb] max. 20 cm Ø [8 inch]			 MINI DUO		
											 MINI BLADE		
			●	●	●			 MIDIFORST 80-130 HP 1.240-1.500 kg [2,730-3,300 lb] max. 25 cm Ø [10 inch]			 MINI DUO		
			●	●	●			 MIDIFORST dt 120-190 240 HP 1.600-2.200 kg [3,500-4,800 lb] max. 30 cm Ø [12 inch]			 MINI DUO		
											 MONO TIP V-LOCK		
			●	●	●			 STARFORST 180-350 HP 2.600-3.200 kg [5,800-7,000 lb] max. 40 cm Ø [16 inch]			 MINI DUO		
											 MONO TIP V-LOCK		
				●	●	●		 MAXIFORST 300-500 HP 4.300-5.000 kg [9,500-11,000 lb] max. 60 cm Ø [24 inch]			 MINI DUO		
											 MONO TIP V-LOCK		

¹ nominal tractor power

² standard version without options

MINIFORST

max. 20 cm Ø 60-100 HP

Forestry mulcher for small tractors - versatile in use

MINIFORST is the smallest mulching machine of this series and can be attached to small and medium-sized tractors. It mulches grass and bushes up to 20 cm in diameter. Thanks to the different types of rotors, this mulcher can be adapted for specific work. The standard rotor with fixed hammers with two tungsten carbide inserts is perfect for general forestry operations.

For an application where a fast, clean cut is required, the optional hammer rotor with a sharp blades might be the choice.

If required, the mulcher will be delivered with a guard frame.

Standard version and specifications

- > Mulches bushes and wood up to 20 cm [8"]Ø
- > Working speed 0-5 km/h
- > 3 point rear linkage cat. 2 central fixed
- > 1000 rpm gearbox with freewheel and through shaft
- > Belt transmission
- > Hydraulically operated hood
- > Reinforced skids, adjustable in height
- > Front- and rear protection with chains
- > Tempered counter cutters
- > Standard rotor fixed hammers MINI DUO with 2 tungsten carbide inserts

Optional configuration and accessories

- > Fixed hammers with hammers MINI BLADE
- > Front attachment
- > 3 point rear linkage cat. 1 and 2
- > 540 rpm gearbox
- > Guard frame



www.youtube.com/seppimulcher

Specifications · MINIFORST		Nominal Tractor Power 60-100 HP			
Working width	125 cm [49"]	150 cm [59"]	175 cm [69"]	200 cm [79"]	
Overall width	149 cm [59"]	174 cm [69"]	199 cm [78"]	224 cm [88"]	
Depth	115 cm [45"]	115 cm [45"]	115 cm [45"]	115 cm [45"]	
Height	110 cm [43"]	110 cm [43"]	110 cm [43"]	110 cm [43"]	
Weight (base value w/o opt.)	770 kg [1700lb]	880 kg [1950lb]	970 kg [2140lb]	1090 kg [2410lb]	
Belts	5	5	5	5	
Fixed hammers · MINI DUO	27	30	33	36	
Fixed tool · MINI BLADE	27	30	33	36	

Tools



Fixed hammer
MINI DUO



Fixed tool/knife
MINI BLADE

MINIFORST · Specifications

Smallest forestry mulcher from SEPPI M. in robust construction like the larger machines: with reinforced housing and welded belt protection.



MIDIFORST

max. 25 cm Ø 80-130 HP

Compact forestry mulcher with high performance

The MIDIFORST forestry mulcher is ideal for a wide range of jobs - in forestry: for the care of wood land and forest paths, electricity and gas pipelines, cleaning after the harvesting of wood, for the construction of fire breaks ...

and in agriculture: renewal of existing fruit and wine plants, berry plant and further landscape maintenance.

Standard version and specifications

- > Mulches bushes and wood up to 25 cm [9.8"]Ø
- > Working speed 0-5 km/h
- > 3 point rear linkage cat. 2 central fixed
- > 1000 rpm gearbox with freewheel
- > Belt transmission
- > Hydraulically operated hood
- > Reinforced skids, adjustable in height
- > Front- and rear protection with chains
- > Tempered counter cutters
- > Standard rotor: combination of fixed hammers with tungsten carbide inserts MINI DUO and MONO PROTECT EXTREME

Optional configuration and accessories

- > Front attachment
- > 3 point rear linkage cat. 1 and 2
- > 540 rpm gearbox
- > Centrifugal clutch
- > Guard frame
- > Rake hood
- > Support roller (instead of skids)



YouTube www.youtube.com/seppimulcher

Specifications • MIDIFORST		Tractor 80-130 HP		
Working width	175 cm [69"]	200 cm [79"]	225 cm [89"]	
Overall width	204 cm [80"]	229 cm [90"]	254 cm [100"]	
Depth	112 cm [44"]	112 cm [44"]	112 cm [44"]	
Height	120 cm [47"]	120 cm [47"]	120 cm [47"]	
Weight (base value w/o options)	1.240 kg [2730lb]	1.360 kg [3000lb]	1.470 kg [3240lb]	
Belts	5	5	5	
Fixed hammers • standard	38+2	42+2	46+2	

Tools



Fixed hammer
MINI DUO



Lateral hammer
EXTREME

MIDIFORST · Specifications

Compact strong forestry cutter for medium sized tractors
with reinforced chassis, welded belt protection and lateral deflectors.



MIDIFORST dt

max. 30 cm Ø 120-190*|240 HP

Strong compact forestry mulcher - the classic!

This forestry machine certainly, punches above its weight with its robust construction.

For a forestry tiller like this, the fixed hammers are the first choice.

The patented rotor shaft and the hammers with additional tungsten carbide inserts make mulching and tilling very efficient. The patented tool holder system allow easy replacement of its hammers for minimum downtime.

Standard version and specifications

- > Mulches bushes and wood up to 30 cm [11.8"]Ø
- > Working speed 0-5 km/h
- > 3 point rear linkage cat. 2 central fixed
- > 1000 rpm gearbox with freewheel
- > Dual side belt transmission
- > Hydraulically operated hood
- > Skids, adjustable in height
- > Front- and rear protection with chains
- > Tempered counter cutters
- > Standard rotor: combination of fixed hammers with tungsten carbide inserts MINI DUO and MONO PROTECT EXTREME

Optional configuration and accessories

- > Combination of fixed hammers with tungsten carbide inserts MONO TIP V-LOCK and MONO PROTECT EXTREME
- > Front attachment
- > Hydraulic top link
- > ADAM™ Alignment system
- > Centrifugal clutch
- > Mechanical or hydraulic guard frame
- > Narrow skids



YouTube www.youtube.com/seppimulcher

Specifications • MIDIFORST dt		Nominal Tractor Power 120-[190*]240 HP		
Working width	200 cm [79"]	225 cm [89"]	250 cm [98"]	
Overall width	233 cm [92"]	258 cm [102"]	283 cm [111"]	
Depth	125 cm [49"]	125 cm [49"]	125 cm [49"]	
Height	115 cm [45"]	115 cm [45"]	115 cm [45"]	
Weight (base value w/o options)	1.590 kg [3510lb]	1.930 kg [4250lb]	2.150 kg [4740lb]	
Belts	2x5	2x5	2x5	
Fixed hammers • MINI DUO + lateral	42+2	46+2	50+2	
Fixed hammers • MONO TIP + lateral	61+2	68+2	75+2	

* with the optional >centrifugal clutch< the machine is limited to 190HP

Tools



Fixed hammer
MINI DUO



Fixed hammer
MONO TIP V-LOCK



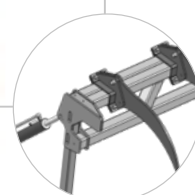
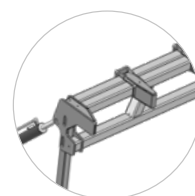
Lateral hammer
EXTREME

MIDIFORST dt · Specifications

Powerful mulcher for tractors between 120 - 240 HP*
with reinforced chassis, welded belt protection and lateral deflectors.
The machine is completely covered and protected; easy access due to the hatch for service and maintenance.



ADAM™ Alignment system
Angular adjustment protects the PTO shaft and the input shaft.
The range of movement is even greater.
(option)



Guard frame for felling operations and to protect the tractor (option)

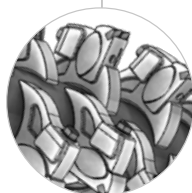
Machine interior completely covered, accessible via hatch

Lateral material deflectors

Height adjustable skids reinforced by additional steel plates




Heavy chains protect tractor and driver



HELIX ROTOR
CARBIDE

Rotor with fixed hammers, for mulching wood and soil cultivation



COUNTER CUTTERS

Reinforced chassis with wear-resistant steel plates
5 rows of tempered counter cutters for a perfect mulching result

STARFORST

max. 40 cm Ø 180-350 HP

Strong and manoeuvrable - highest performance with minimum weight

Strong: With the powerful rotor and its hammers with inserts made of tungsten carbide STARFORST withstands powerful mulching & tilling operations.

Manoeuvrable: Thanks to the innovative 3-point linkage with automatic alignment, the machine is very mobile.

With ADAM the forestry machine can be raised and lowered deeply for fast and easy tilling of stumps: locate the mulcher on the top of the stump and till it down in one operation - and all that remains is a heap of wood chips!

Standard version and specifications

- > Mulches bushes and wood up to 40 cm [16"]Ø
- > Working speed 0-5 km/h
- > 3 point rear linkage cat. 3 central fixed
- > 1000 rpm gearbox with freewheel
- > ADAM™ alignment system
- > Dual side belt transmission
- > Hydraulically operated hood
- > Replaceable wear plates made of wear resistant steel AR400
- > Reinforced skids, adjustable in height
- > Front- and rear protection with chains
- > Tempered counter cutters
- > Rotor with a combination of fixed hammers with tungsten carbide inserts MINI DUO and MONO PROTECT EXTREME

Optional configuration and accessories

- > Combination of fixed hammers with tungsten carbide inserts MONO TIP V-LOCK and MONO PROTECT EXTREME
- > Centrifugal clutch
- > Mechanical guard frame (various models available)
- > Hydraulic guard frame (various models available)
- > Narrow skids



www.youtube.com/seppimulcher

NEW: Overall width adapted to road traffic regulations
⇒ for an optimal use of the working width

Specifications • STARFORST		Nominal Tractor Power 180-350 HP		
Working width	210 cm [83"]	235 cm [93"]	260 cm [102"]	
Overall width	248 cm [98"]	273 cm [107"]	298 cm [117"]	
Depth	137 cm [54"]	137 cm [54"]	137 cm [54"]	
Height	125 cm [49"]	125 cm [49"]	125 cm [49"]	
Weight (base value w/o options)	2.900 kg [6390lb]	3.140 kg [6920lb]	3.430 kg [7560lb]	
Belts	2x5	2x5	2x5	
Fixed hammers • MINI DUO + lateral	43+2	48+2	53+2	
Fixed hammers • MONO TIP + lateral	61+2	68+2	75+2	

Tools



Fixed hammer
MINI DUO

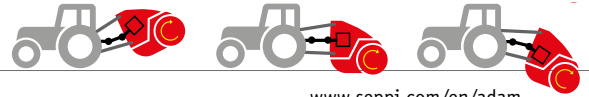


Fixed hammer
MONO TIP V-LOCK



Lateral hammer
EXTREME

ADAM™ alignment system



ADAM™ alignment system (standard feature)

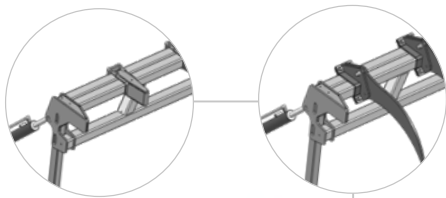
Hydraulic tilting of the mulcher by gear tracking with PTO shaft alignment. With the W-shaped angles the range of motion increases and the mulcher can be moved up- and downwards even higher. This angular adjustment protects the PTO shaft and the input shaft even at high loads and supports an ideal adaptation to the conditions of the roads. Advantages: longer service life of PTO and input-shaft, even deeper digging, working with an hydraulic alignment system is easier and faster.

www.seppi.com/en/adam
video ADAM™



STARFORST

Powerful mulcher with robust chassis with internal replaceable plates made of high tensile and wear resistant steel. The machine is completely covered and protected; easy access due to the hatch for service and maintenance.



Optional guard frame for felling operations
and to protect the tractor

Machine interior
completely covered,
accessible via hatch

Lateral
material deflectors

Height adjustable skids
reinforced by
additional steel plates




Heavy chains protect
tractor and driver



HELIX ROTOR
CARBIDE

Helical rotor
with fixed carbide hammers
for mulching wood
and soil cultivation



COUNTER
CUTTERS
WEARPLATE

Reinforced chassis with replaceable
wear-resistant steel plates
5 rows of tempered counter cutters
for a perfect mulching result

MAXIFORST

max. 60 cm Ø 300-500 HP

Powerful mulcher for uncompromising work under the toughest conditions

MAXIFORST takes on the most demanding jobs and handles every challenge. The particularly powerful machine and its powerful transmission with double drive mulches wood up to 60 cm in diameter.

This is the ideal machine for Land Clearing and ROW Maintenance. Whether it is the cleaning up after harvesting timber, maintenance of power lines or cleaning up after hurricanes or forest fires. The integrated cooler ensures a constant performance. Its special strength combined with robust material properties make MAXISOIL a strong partner for large projects.

Standard version and specifications

- > Mulches wood up to 60 cm [24"] Ø
- > Working speed 0-5 km/h
- > 3 point rear linkage cat. 3 & 4 central fixed
- > 1000 rpm gearbox with freewheel, integrated cooling
- > ADAM™ alignment system
- > Dual side belt transmission
- > Hydraulically operated hood
- > Reinforced skids, adjustable in height
- > Front- and rear protection with chains
- > Tempered counter cutters
- > Standard rotor with fixed hammers MINI DUO with 2 tungsten carbide inserts

Optional configuration and accessories

- > Fixed hammers with tungsten carbide inserts MONO TIP V-LOCK
- > Hydraulic top link
- > Fluid turbo coupling M-TURBO
- > Hydraulic guard frame (various models available)
- > Rakes on rear hood



YouTube www.youtube.com/seppimulcher

Specifications · MAXIFORST	Nominal Tractor Power 300-500 HP	
Working width	250 cm [98"]	300 cm [118"]
Overall width	300 cm [118"]	350 cm [138"]
Depth	150 cm [59"]	150 cm [59"]
Height	150 cm [59"]	150 cm [59"]
Weight (base value w/o options)	4.330 kg [9550lb]	4.960 kg [10930lb]
Belts	2x6	2x6
Fixed hammers · MINI DUO	54	66
Fixed hammers · MONO TIP + lateral	77+6	91+6

Tools



Fixed hammer
MINI-DUO

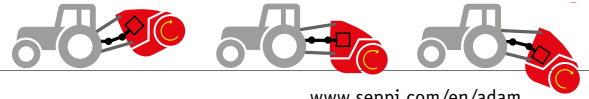


Fixed hammer
MONO TIP V-LOCK



Lateral hammer
V-LOCK EXTREME

ADAM™ alignment system



www.seppi.com/en/adam
video ADAM™



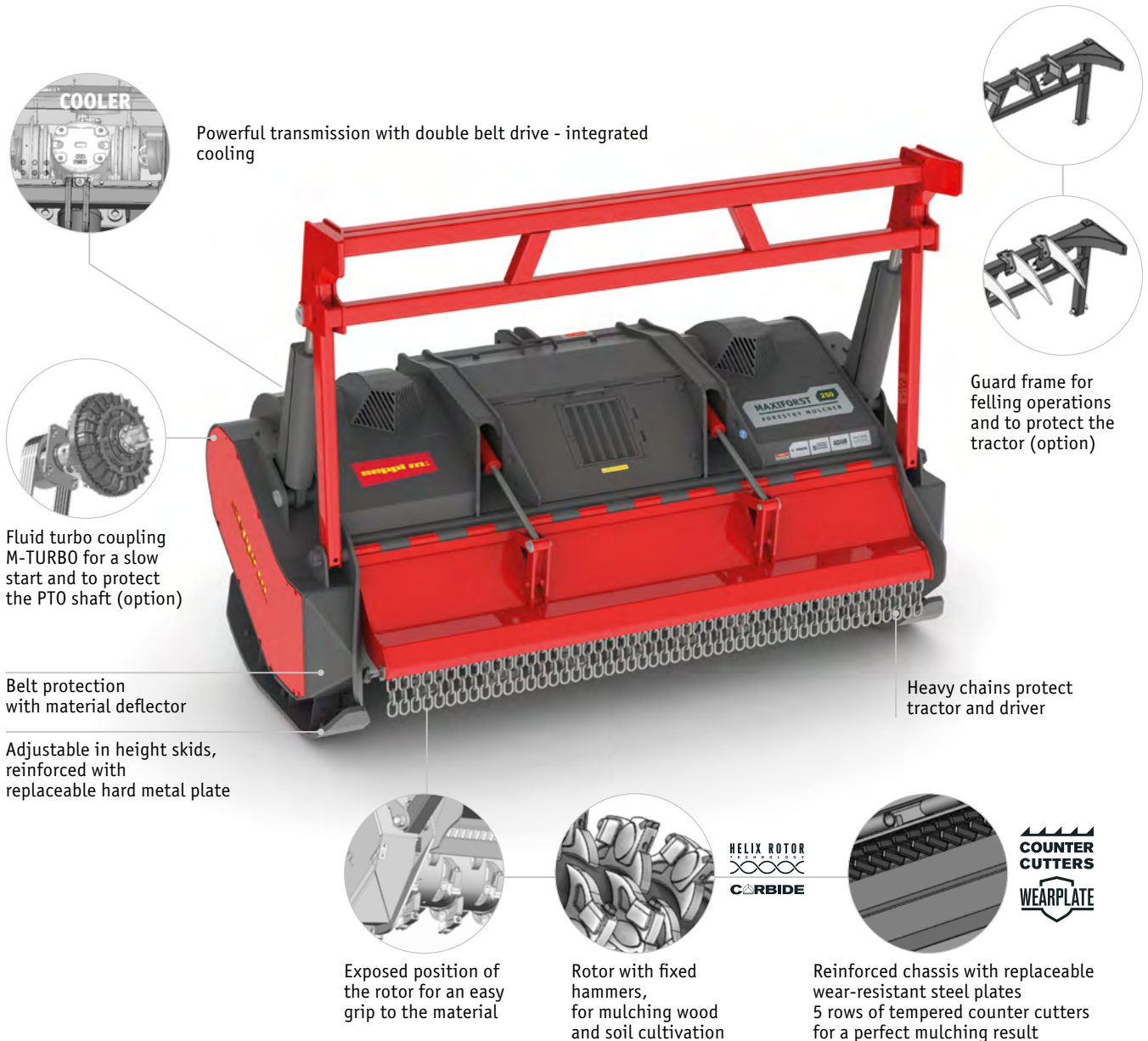
ADAM
HYDRAULIC ALIGNMENT SYSTEM








ADAM™ alignment system (standard feature)

Hydraulic tilting of the mulcher by gear tracking with PTO shaft alignment. With the W-shaped angles the range of motion increases and the mulcher can be moved up- and downwards even higher. This angular adjustment protects the PTO shaft and the input shaft even at high loads and supports an ideal adaptation to the conditions of the roads. Advantages: longer service life of PTO and input-shaft, even deeper digging, working with an hydraulic alignment system is easier and faster.

MAXIFORST

High performance forestry tiller with a large rotor diameter, a reinforced chassis and additional material deflectors. The machine is completely covered and protected; easy access due to the hatch for service and maintenance.





SEPPI M. SpA Italy
Via Trento, 111
I-38017 Mezzolombardo (TN)
T. +39 0461 178 75 00



SEPPI M. USA
Division of SEPPI M. SpA
9077 Gold Park Drive
West Chester, OH 45011
T. +1 513 443 6339

f y i /seppimulcher

www.seppi.com